

Project Overview

For us to provide you with the most accurate estimate possible, please fill out the following fields before submitting your rough sketch and dimensions for pricing. If you already have existing cabinet plans, make sure to email (sales@bostoncounters.com) or fax them (781.281.2652) along with this completed form.

DATE: _____

Contact Information

CUSTOMER NAME: _____
 PHONE NUMBER: _____
 FAX NUMBER: _____
 EMAIL: _____

Job Address

STREET: _____
 STREET: _____
 CITY: _____
 STATE/ ZIP: _____

Job Specifications

Do you need removal and disposal of your existing counters? Yes No

On which floor is the job located? _____

Is it elevator-accessible? Yes No

What type of stone would you like to specify for your project, and did you see it at a specific importer? _____

A standard Eased/Pencil edge detail is included in the pricing. Alternate edge profiles (see attached) are available at an additional cost. Please indicate which edge you would like us to include in your estimate. Eased Other (Specify) _____


Standard backsplash of 4" is assumed everywhere there is a wall (W). Please indicate if you are using tile for this area. _____

Is your stove a standard range or cooktop? Range Cooktop

Are you currently working with a contractor, builder, or designer? _____



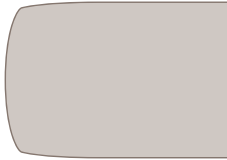





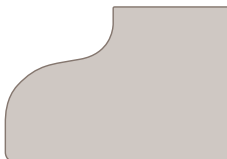



Project Draft

Note: Seams are generally located at all inside corners. However, a Boston Counters specialist will review exact location(s) (if applicable) with client upon template.



Edge Profiles*

Boston Counters offers a number of edge detail options for your countertops. Select the edge that best fits your space, or choose a laminated or mitered solution for an even more custom look.

 <p>EASED</p>	 <p>¼" RADIUS</p>	 <p>THUMBNAIL BULLNOSE</p>
 <p>¼" RADIUS TOP & BOTTOM</p>	 <p>¼" BEVEL TOP & BOTTOM</p>	 <p>HALF BULLNOSE</p>
 <p>FULL BULLNOSE</p>	 <p>¼" BEVEL</p>	 <p>OGEE</p>
 <p>DUPONT</p>	 <p>COVE</p>	 <p>LAMINATED MITERED</p>

*Edge profiles not to scale

Project Overview

For us to provide you with the most accurate estimate possible, please fill out the following fields before submitting your rough sketch and dimensions for pricing. If you already have existing cabinet plans, make sure to email (sales@bostoncounters.com) or fax them (781.281.2652) along with this completed form.

DATE: 04/17/15

Contact Information

CUSTOMER NAME: John Adams
 PHONE NUMBER: 617-123-1776
 FAX NUMBER: 617-123-1783
 EMAIL: jadams@yourmail.com

Job Address

STREET: 1 Milk Street
 STREET: Suite 1706
 CITY: Boston
 STATE/ ZIP: MA 02109

Job Specifications

Do you need removal and disposal of your existing counters? Yes No

On which floor is the job located? 1st Floor

Is it elevator-accessible? Yes No

What type of stone would you like to specify for your project, and did you see it at a specific importer? Fantasy Brown Quartzite

A standard Eased/Pencil edge detail is included in the pricing. Alternate edge profiles (see attached) are available at an additional cost. Please indicate which edge you would like us to include in your estimate. Eased Other (Specify) Full Bullnose

Standard backsplash of 4" is assumed everywhere there is a wall (W). Please indicate if you are using tile for this area. Tile

Is your stove a standard range or cooktop? Range Cooktop

Are you currently working with a contractor, builder, or designer? Doe Design Associates, Inc

Project Draft

Note: Seams are generally located at all inside corners. However, a Boston Counters specialist will review exact location(s) (if applicable) with client upon template.

